

National Geographic Kids Tip Sheet

The home screen for National Geographic Kids has four content types: videos, pictures, books, and magazines.

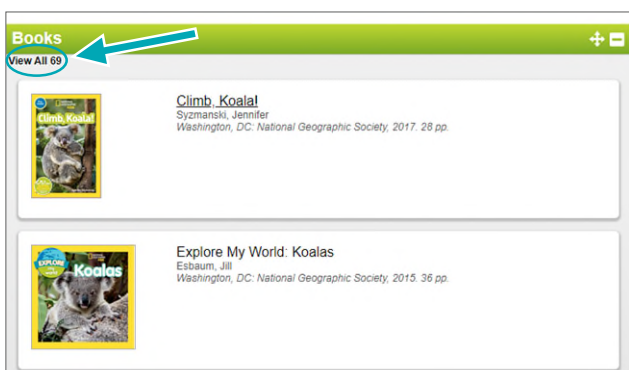
SEARCH CONTENT

Enter a keyword to access content in each of the four formats.

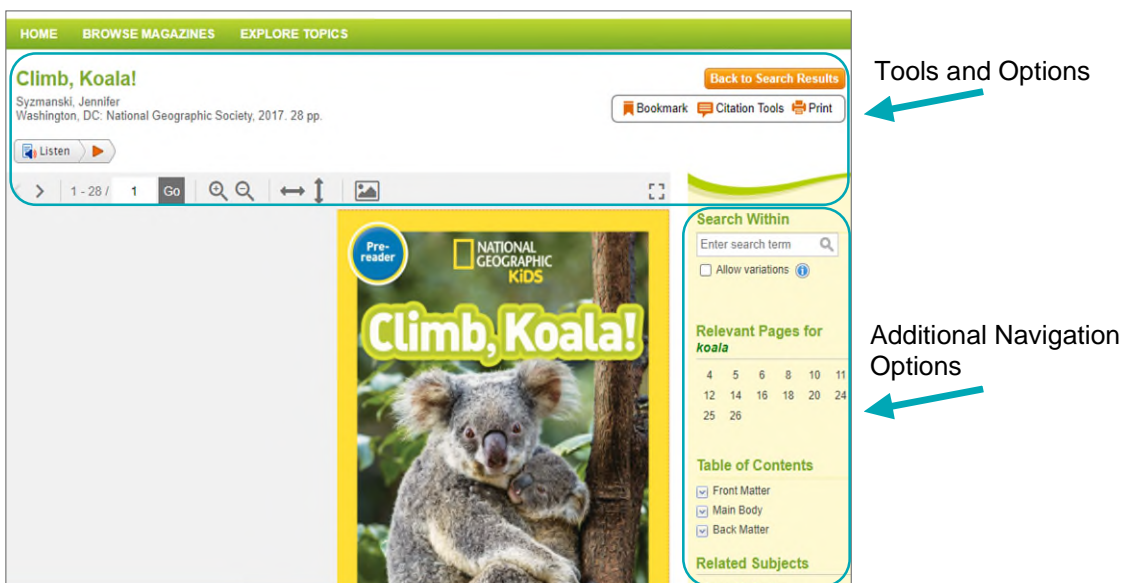
Example keyword: Koala



To see more results, click on **View All #** under each format type.



Select **Climb, Koala!** to explore the **Book View** example.



TOOLS AND OPTIONS FOR BOOK VIEW



Click > to advance through the book or enter a specific page number.

Read Aloud: Click on **Listen** for text to speech. Click on the tool icon to expand options.



Change the speed of the read aloud. Text is highlighted during the read aloud. Change whether highlights are by word, sentence, or eliminated altogether.

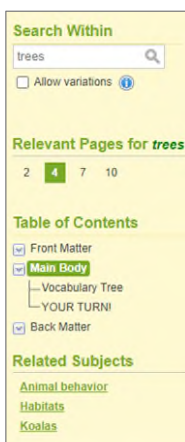
Resize: Zoom in/out. Fit to window.

Bookmark: Generate a URL to copy and paste into unit or lesson documents, add as a link within Teams or from a district/school website. From within school sites, students will automatically be directed to the exact page and resource.

Citation Tools: Citations are generated in several formats for copying or exporting.

Print: PDF or hard copy.

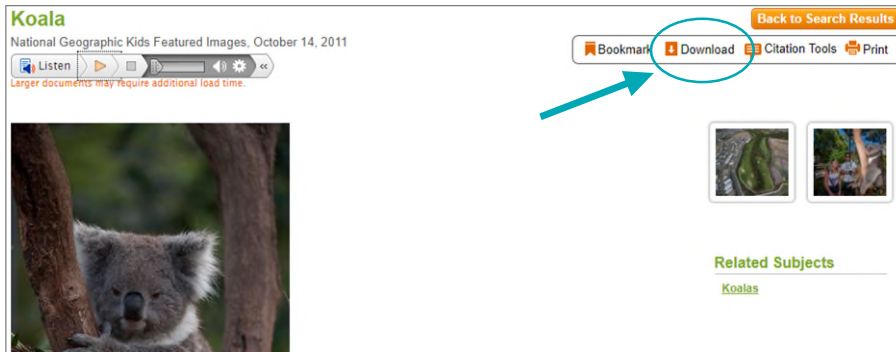
ADDITIONAL NAVIGATION OPTIONS FOR BOOK VIEW:



- **Search Within:** Enter keyword to search within the book itself.
- **Relevant Pages:** Displays each page in the book with the search term.
- **Table of Contents:** Click to expand each section to show sub-headings. Click on any of the links to move directly to that section in the book. Note that *Vocabulary Tree* link displays keywords related to the subject.
- **Related Subjects:** Displays links to other resources with related topics.

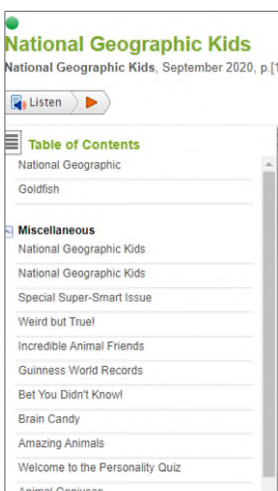
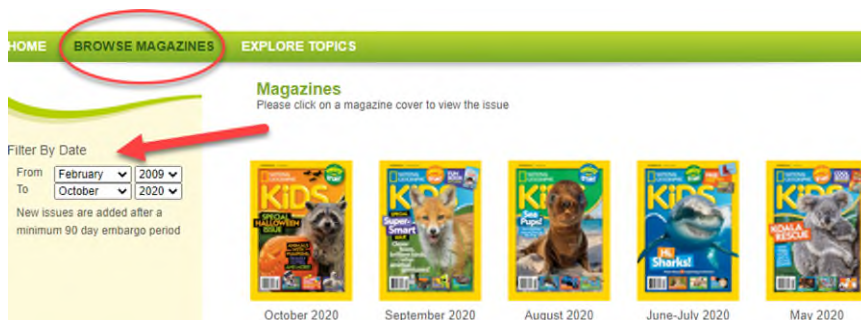
IMAGE VIEW

Image results have the same tool bar with the **addition of a download option** for inclusion in other applications.



MAGAZINE VIEW

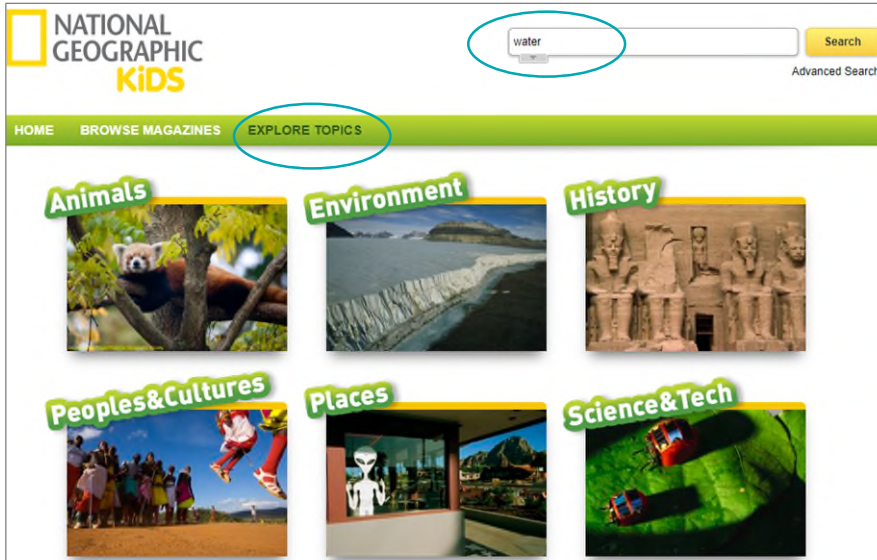
Issues are posted after a 90 day embargo; the most recent issue will not be available.



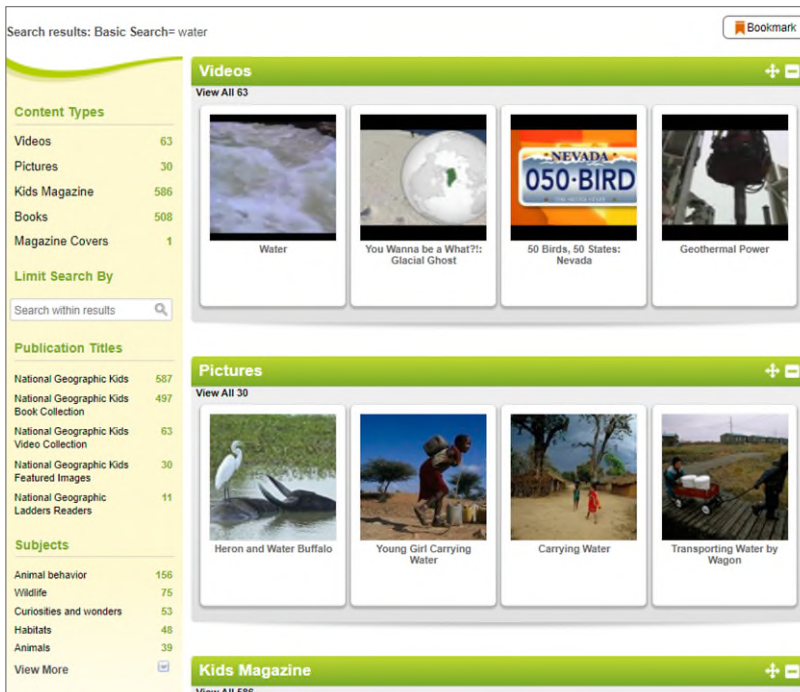
- Tool bar and options are the same as for [books](#), except that the Table of Contents is on the left-hand side.
- Click on the sub-headings to go directly to a page.
- Bookmark (copy the URL) page to direct students to a specific article.

EXPLORE TOPICS VIEW

Search *Explore Topics*. View by the six categories and/or keyword.

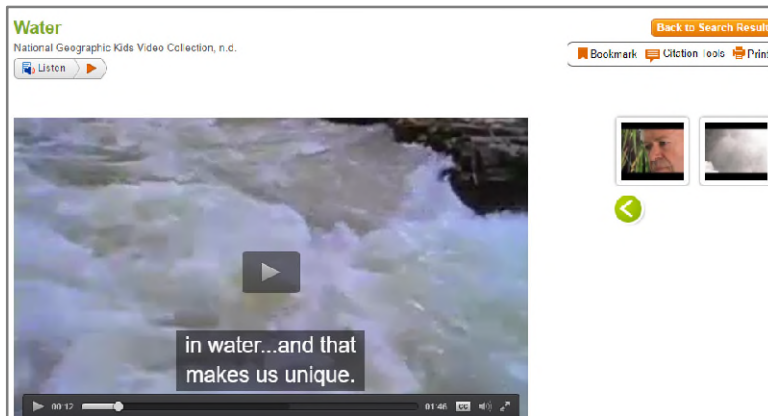


Results are displayed by Content Type, Publication Titles, and Subjects, and include number of results for each.

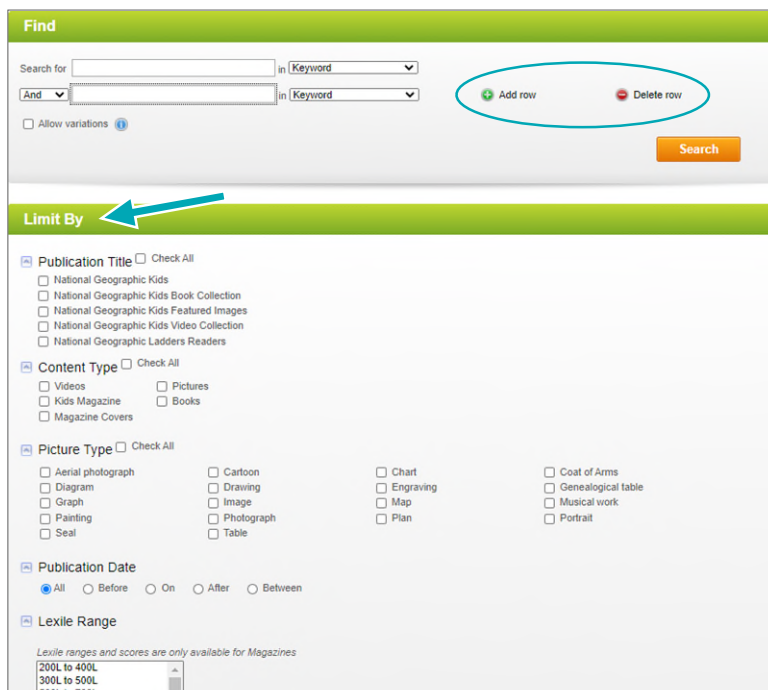


VIDEO VIEW

Video view includes the option for closed captioning (allow time for download), and a text transcript below the video screen which can be printed.



ADVANCED SEARCH



Add up to 10 rows for additional search terms.

Apply limiters to the search. Limiters may be used to find results by 'type' or 'lexile range' *without adding a keyword*.

Language Options: On the homepage click on English to access the menu option. This will only change the language of navigation—not the content.